


PAIRED READING



What is it?

Paired Reading is a way in which YOU can help your child to improve his/her reading.




How do you begin?



- Your child chooses a book.
- Find somewhere **quiet** and **comfortable** for you both to sit side by side.
- Show your child you are really interested in the book.
- Explain the Paired Reading process to the child and agree a signal he/she can make for reading alone


Stage 1 - Reading Together

- Start off reading aloud together
 - read each word at *exactly* the same time as each other
 - Point to the words if you need to
 - If he/she doesn't get a word with you, point to it again and try it again together
 - If he/she still doesn't get it tell him/her the word and read on.



Stage 2 – Independent Reading

When your child feels confident he/she will want to read without you.



- When he/she gives the agreed signal stop reading and let the child read on alone.
- Praise him/her for signalling.
- Keep praising your child all the time he/she is reading correctly.

What to do when your child makes mistakes

- Point out any mistakes he/she makes and ask your child to have one more go at it.
- **DON'T** ask him/her to sound words out.
- If your child can correct the mistake **fairly quickly** let him/her read on.
- Keep praising!



Still can't read the word?


- Tell your child the word.
- Read the problem word together.
- Carry on reading together again until your child gives the next signal to read alone.




Remember!

- Always start by reading together.
- Aim at fifteen minutes of Paired Reading *every* day.
- Change books whenever your child wants.

Do



- Choose a time that suits both of you.
- Make sure the atmosphere is happy and relaxed.
- Sit close together, somewhere comfortable.
- Talk about the book, the pictures, the characters, what might happen next.



Do

- Smooth out difficulties by telling him/her unknown words.
- If your child does not understand lots of words then either stop or read the rest of the book to him/her instead.
- Give lots of praise for effort.
- Remember that this should be an enjoyable time.



Don't!



- Make reading an unpleasant task.
- Threaten to tell the teacher if your child doesn't do it.
- Make your child feel he/she is in competition with anyone else.
- Do the reading in a room with the television on.
- Be afraid to ask for help or advice from your child's teacher.